



ಬೃಹತ್ ಬೆಂಗಳೂರು ಮಹಾನಗರ ಪಾಲಿಕೆ
Bruhat Bengaluru Mahanagara Palike



BBMP COVID-19 WAR ROOM 25.03.2023

BBMP / COVID-19 WAR ROOM / BULLETIN – 1097/ 25.03.2023 / #BBMPfightsCOVID19



OVERVIEW OF COVID-19 IN BENGALURU



CASE TRENDS

ACTIVE CASES

350

Confirmed Cases

58

18,79,509[#]

Recovered Cases

93

18,62,164[#]

Death Cases

0

16,995[#]



HOSPITALIZATION

59

ICU – V

1

ICU

11

HDU

4

General

43

INCLUDES GOVT. QUOTA AND PRIVATE WALK-IN HOSPITALIZATION



VACCINATION

56

2,06,97,239[#]

First Dose

11

96,89,480[#]

Second Dose

11

95,11,223[#]

Precaution Dose

34

14,96,536[#]



TRIAGING

MTU

5

Tele Triage

50



ACTIVE CZs

0

MCZs (< 5 cases)

0

Clusters (> 5 cases)

0



TESTING

1,848

3,22,03,324[#]

RAT

524

RTPCR

1,324

Positivity :5.71%

*FOR LAST 7 DAYS

: indicates cumulative numbers till date



ABSTRACT OF COVID-19 SCENARIO IN BENGALURU



	MALE			FEMALE			TRANSGENDER			TOTAL		
	Last 24 Hours	Last 7 Days	Cumulative	Last 24 Hours	Last 7 Days	Cumulative	Last 24 Hours	Last 7 Days	Cumulative	Last 24 Hours	Last 7 Days	Cumulative
Positive Cases	36	212	11,08,151	22	170	7,71,162	0	0	196	58	382	18,79,509
Recovered Cases	48	210	10,95,627	45	193	7,65,407	0	0	187	93	403	18,62,164
Death Cases	0	0	10,764	0	1	6,227	0	0	4	0	1	16,995
Total Tests Done	In Last 24 hrs. : 1,848			In last 7 days : 6,694			Cumulative : 3,22,03,324					
Vaccine Doses Administered	In Last 24 hrs. : 56			In last 7 days : 380			Cumulative : 2,06,97,239					
ACTIVE CASES							350					

*Covid deaths occurred today : 00 | Covid deaths occurred beyond last 24hrs., reported today : 00

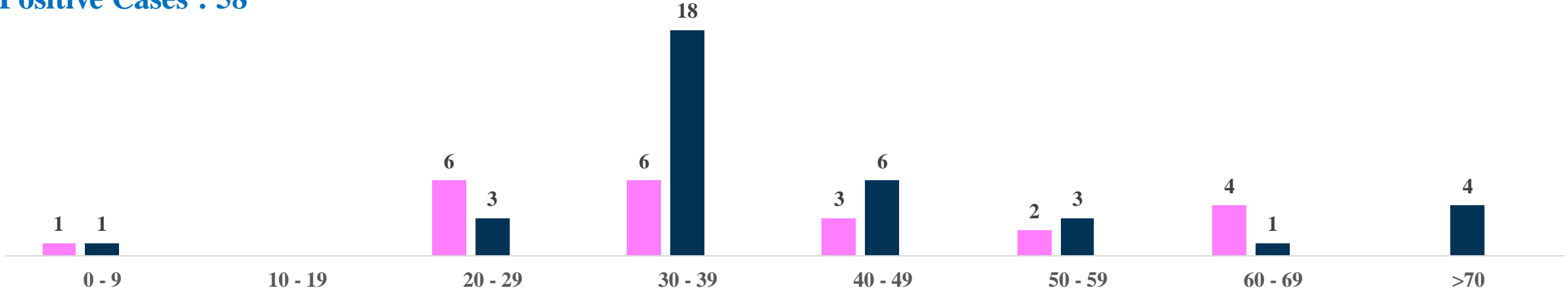


LAST 24 HOURS AGE GROUP AND GENDER WISE DISTRIBUTION

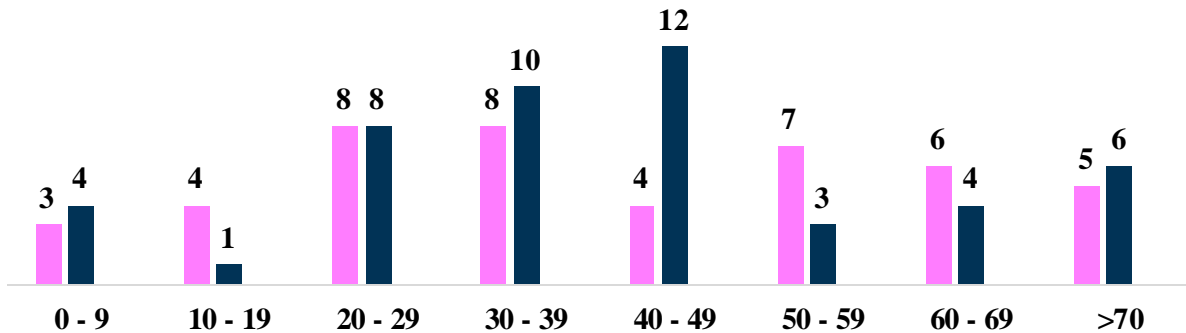


Positive Cases : 58

Female Male Transgender



Recovered Cases : 93



Death Cases : 0

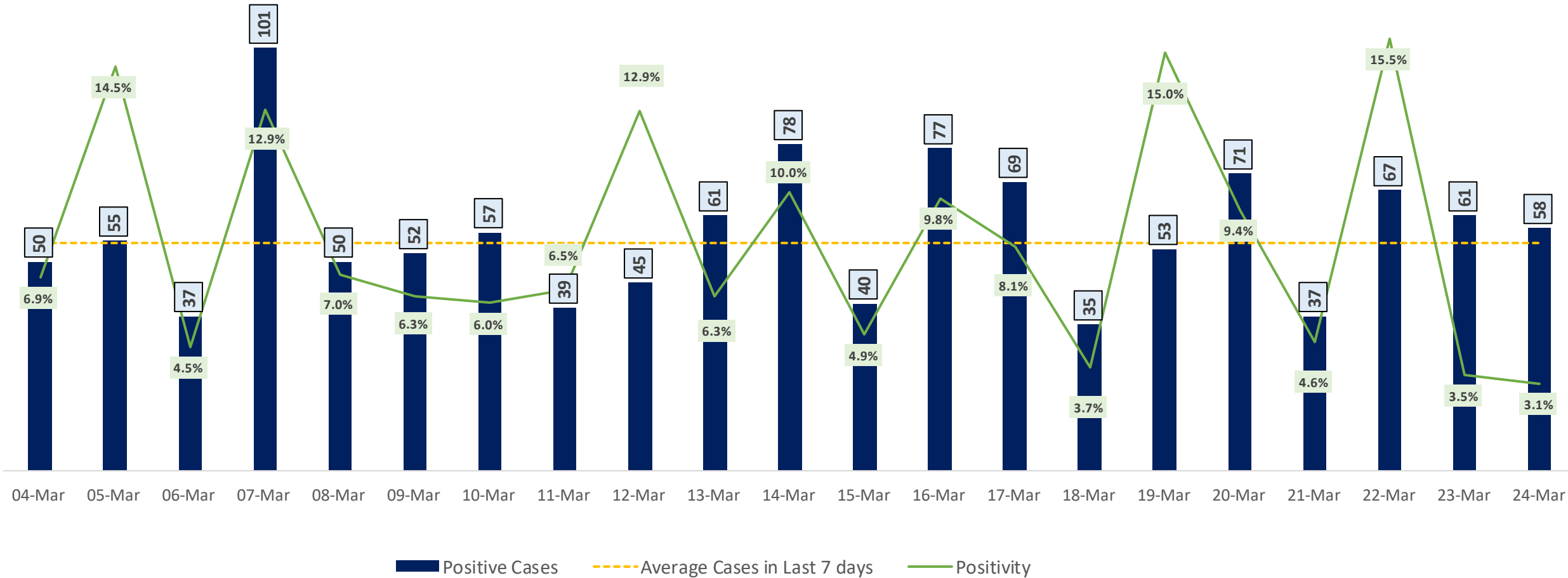
0 to 9 10 to 19 20 to 29 30 to 39 40 to 49 50 to 59 60 to 69 >=70



POSITIVITY RATE OF BENGALURU – LAST 21 DAYS



Average Cases in Last 7 days : 55

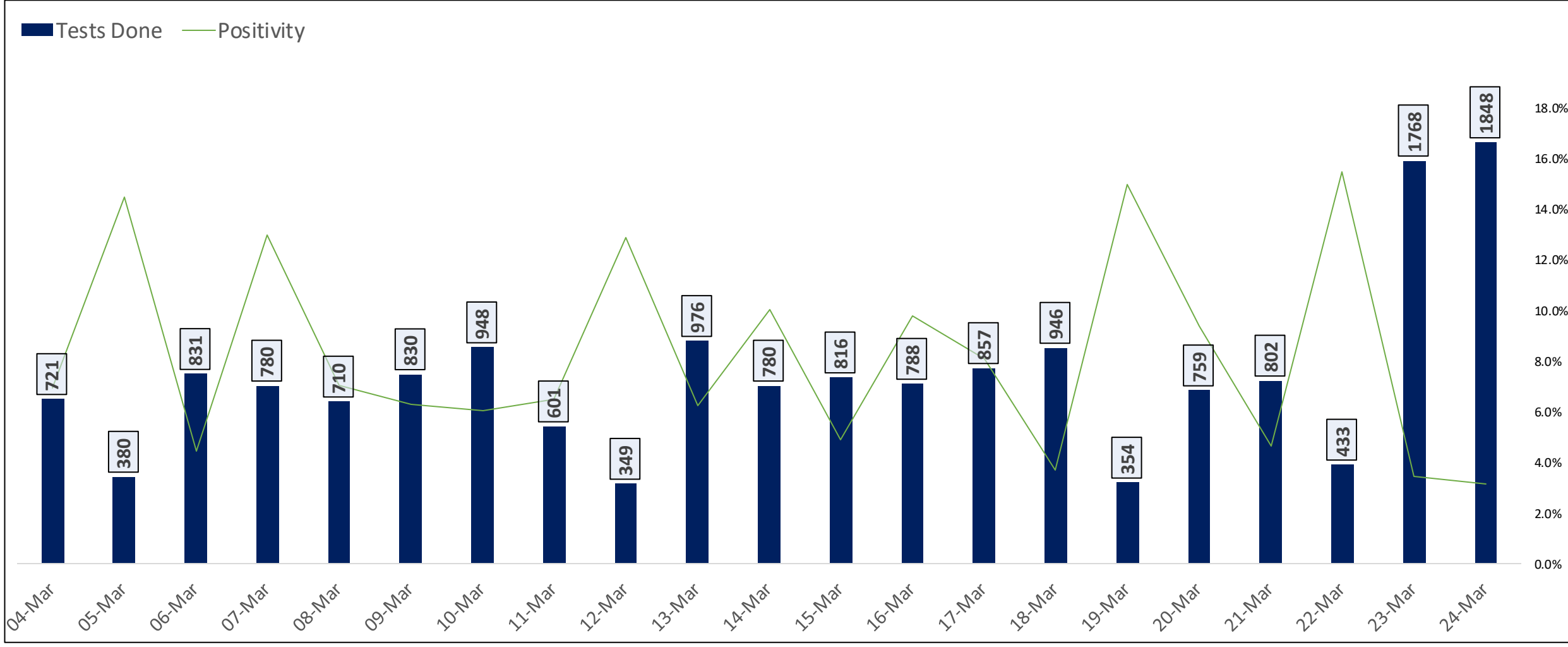




TESTING TRENDS IN BENGALURU

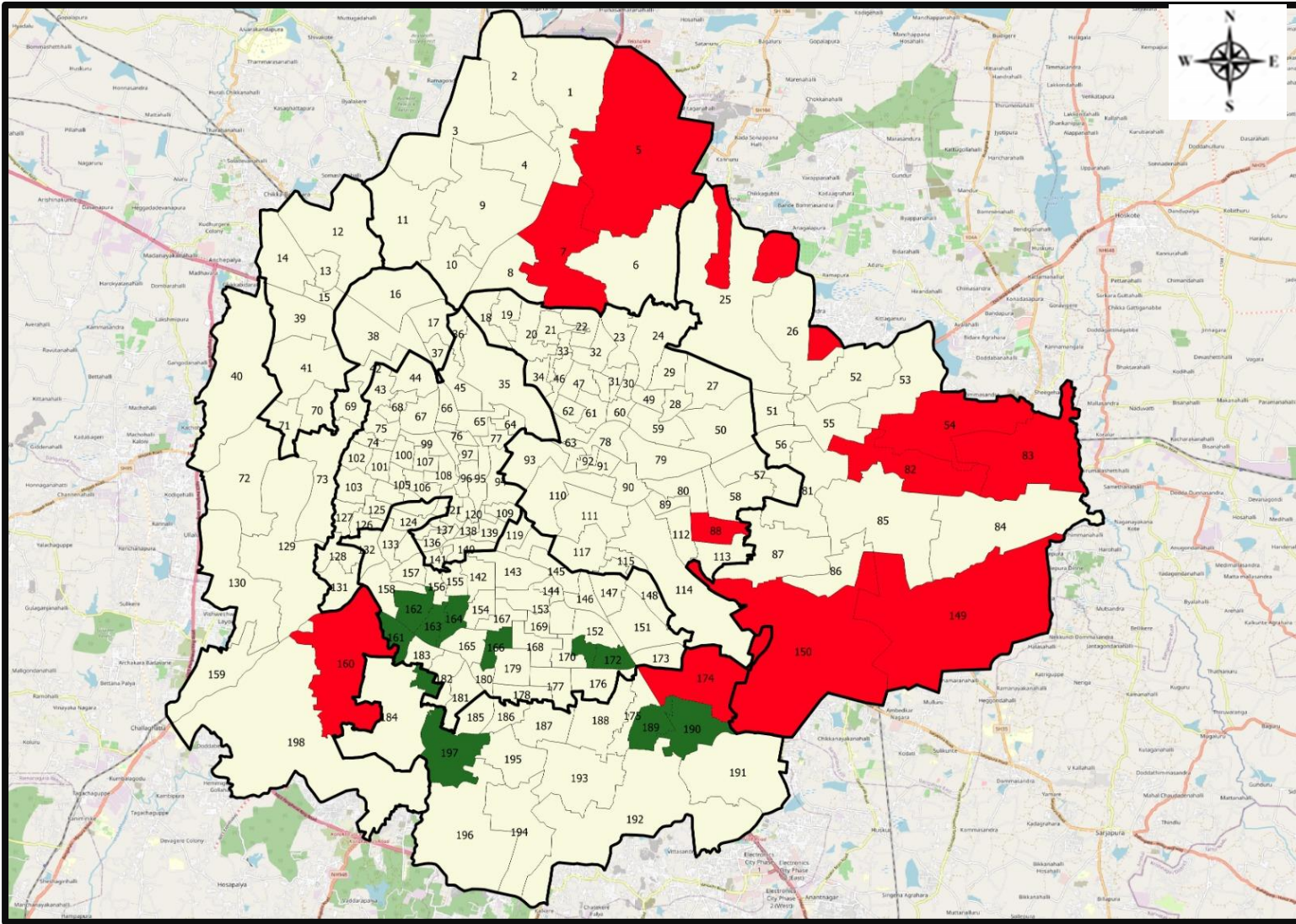


Total Test Conducted Till Date	Test Conducted Last 24 hours	Last 7 Days Average
3,22,03,324	1,848	956





BENGALURU URBAN MAP SHOWING TREND OF POSITIVE CASES IN LAST 7 DAYS



Top 10 wards reporting highest number of positive cases in last 10 days

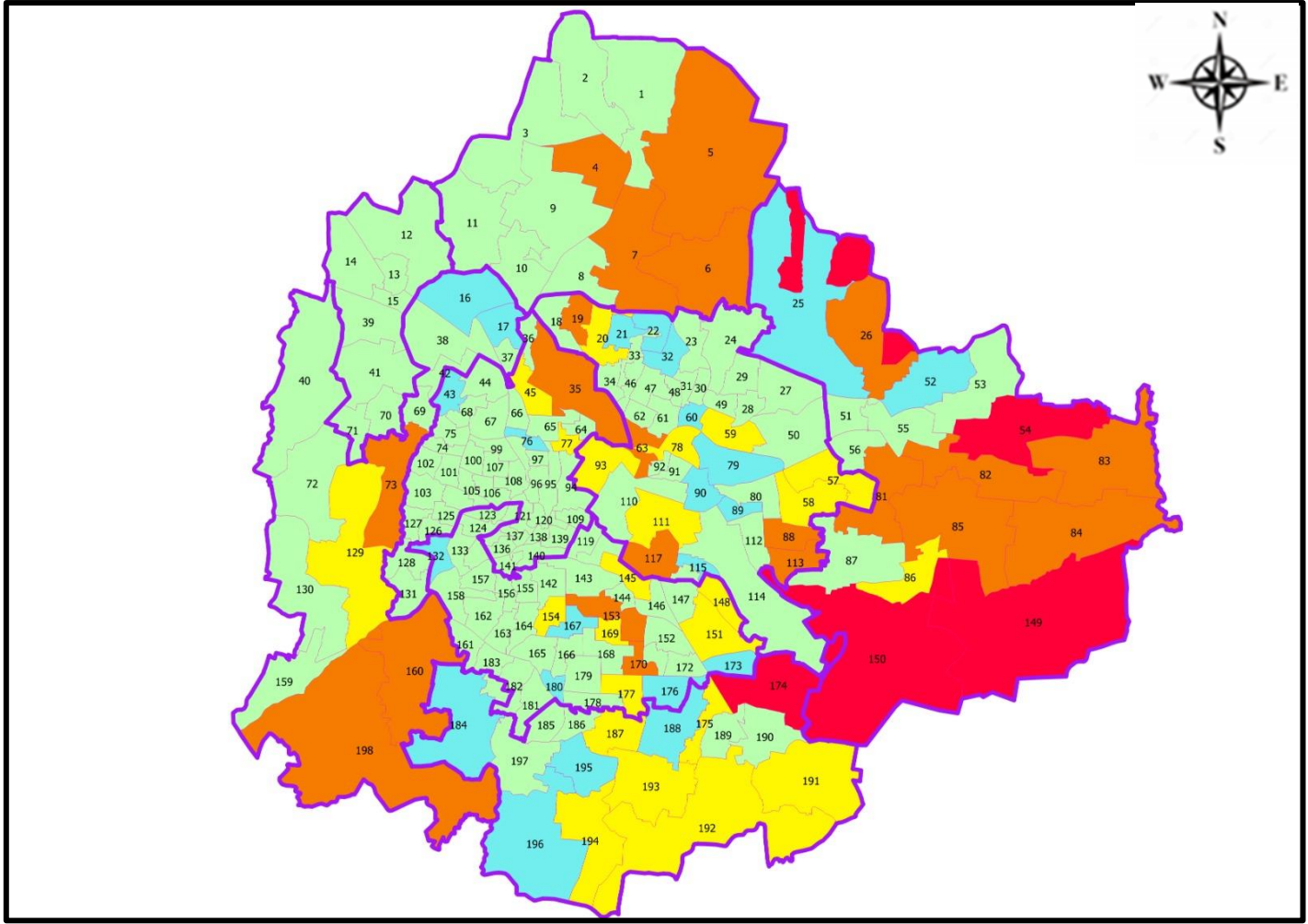
Ward No.	Ward Name	Daily Cases Average
150	Bellanduru	5
174	HSR Layout	4
54	Hudi	2
149	Varthuru	2
7	Byatarayanapura	2
73	Kottegepalya	2
82	Garudachar Palya	2
85	Dodda Nekkundi	2
6	Thanisandra	1
160	Rajarajeshwari Nagar	1







Top 10 wards reporting least number of positive cases in last 7 days

Ward No.	Ward Name	Daily Cases Average
197	Vasanthpura	0
190	Mangammanapalya	0
189	Hongasandra	0
183	Chikkalsandra	0
182	Padmanabha Nagar	0
172	Madivala	0
171	Gurappanapalya	0
166	Karisandra	0
164	Vidyapeeta Ward	0
163	Katriguppe	0



BENGALURU MAP SHOWING INTENSITY OF POSITIVE CASES IN LAST 7 DAYS



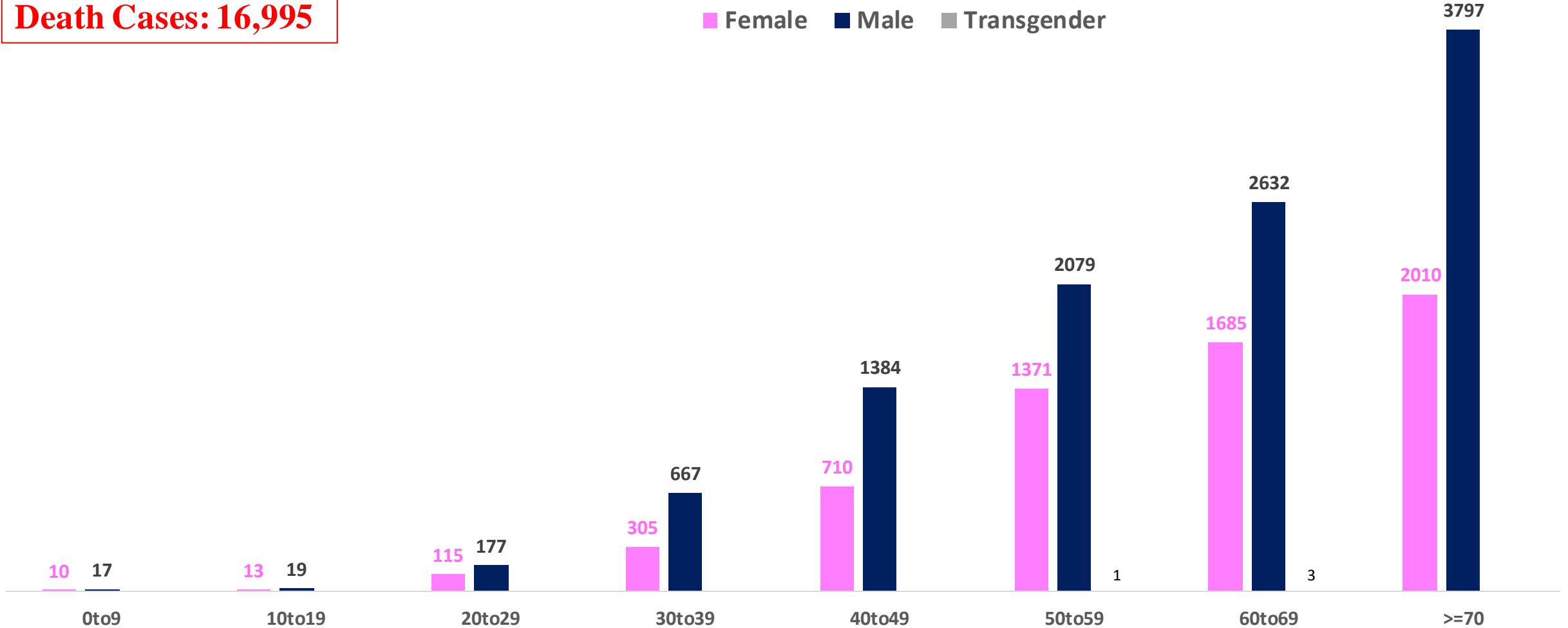
-  **Level 1 : 0 to 1 Cases**
-  **Level 2 : 1 to 3 Cases**
-  **Level 3 : 3 to 5 Cases**
-  **Level 4 : 5 to 10 Cases**
-  **Level 5 : More than 10 Cases**
-  **Zone Boundaries**



AGE AND GENDER WISE DISTRIBUTION OF DEATH CASES



Death Cases: 16,995





SNAPSHOT OF COVID-19 CASES IN BENGALURU URBAN



**Total Wards With
< = 5 Cases* :
172**

**Tests Conducted
on 24.03.2023:
1,848**

**Recovery
Rate*:
99.08%**

**Total
Active Cases :
350**

**Total Vaccinated
on 24.03.2023:
56**

**Positivity
Rate* :
5.71%**

**Active
Rate*:
0.02%**

**Case
Fatality Rate* :
0.26%**





*Total positive cases In the past 7 days

*CFR and positivity is for Past 7 days



ಬೃಹತ್ ಬೆಂಗಳೂರು ಮಹಾನಗರ ಪಾಲಿಕೆ
Bruhat Bengaluru Mahanagara Palike



Download BBMP Bulletin	https://apps.bbmpgov.in/covid19/mediabulletin.php
To register for vaccination :	https://selfregistration.cowin.gov.in/
BBMPCOVID19 Dashboard:	https://apps.bbmpgov.in/covid19/
Follow us on:	 www.facebook.com/bbmp.comm1/
	 twitter.com/BBMPCOMM
	  BBMPSplHealth

Issued by:

Honorable Chief Commissioner, BBMP
Special Commissioner Health, BBMP
MD, Bengaluru Smart City Limited

THANK YOU !

